

Scaled data based on original data using  
LM-79-08 Approved Method: Electrical and Photometric Measurements of Solid-  
State Lighting Products

Test Report Prepared for  
Cooper Lighting Solutions  
(formerly Eaton)

Brand: McGRAW-EDISON

Report Number: P386321

Luminaire Tested: **GWC-SA2A-722-U-T4W**

Issue Date: 3/3/2020

**Test Information**

Test Method: LM-79-08  
Report Number: P386321  
TEST IS SCALED FROM IESNA LM-79-08 TEST DATA (G2-1903-205-18)  
Test Lab: INNOVATION CENTER  
Issue Date: 3/3/2020  
Manufacturer: COOPER LIGHTING SOLUTIONS (FORMERLY EATON)  
Product Line: MCGRAW-EDISON  
Catalog Number: GWC-SA2A-722-U-T4W  
Description: GALLEON WALL LUMINAIRE  
(2) 70 CRI, 2200K, 615mA LIGHTSQUARES WITH 16 LEDS EACH AND TYPE IV WIDE OPTICS  
Light Source: -  
Ballast/Driver: ELECTRONIC DRIVER

**Summary**

Lumens per Lamp: N/A  
Luminaire Lumens: 7100 lumens  
Efficiency: N/A  
Efficacy: 107.6 lumens/watt  
Luminous Opening: Rectangular (W 1' x L: 0.5' x H: 0')  
IES Classification: Type IV - Short  
BUG Rating: B1 - U0 - G2

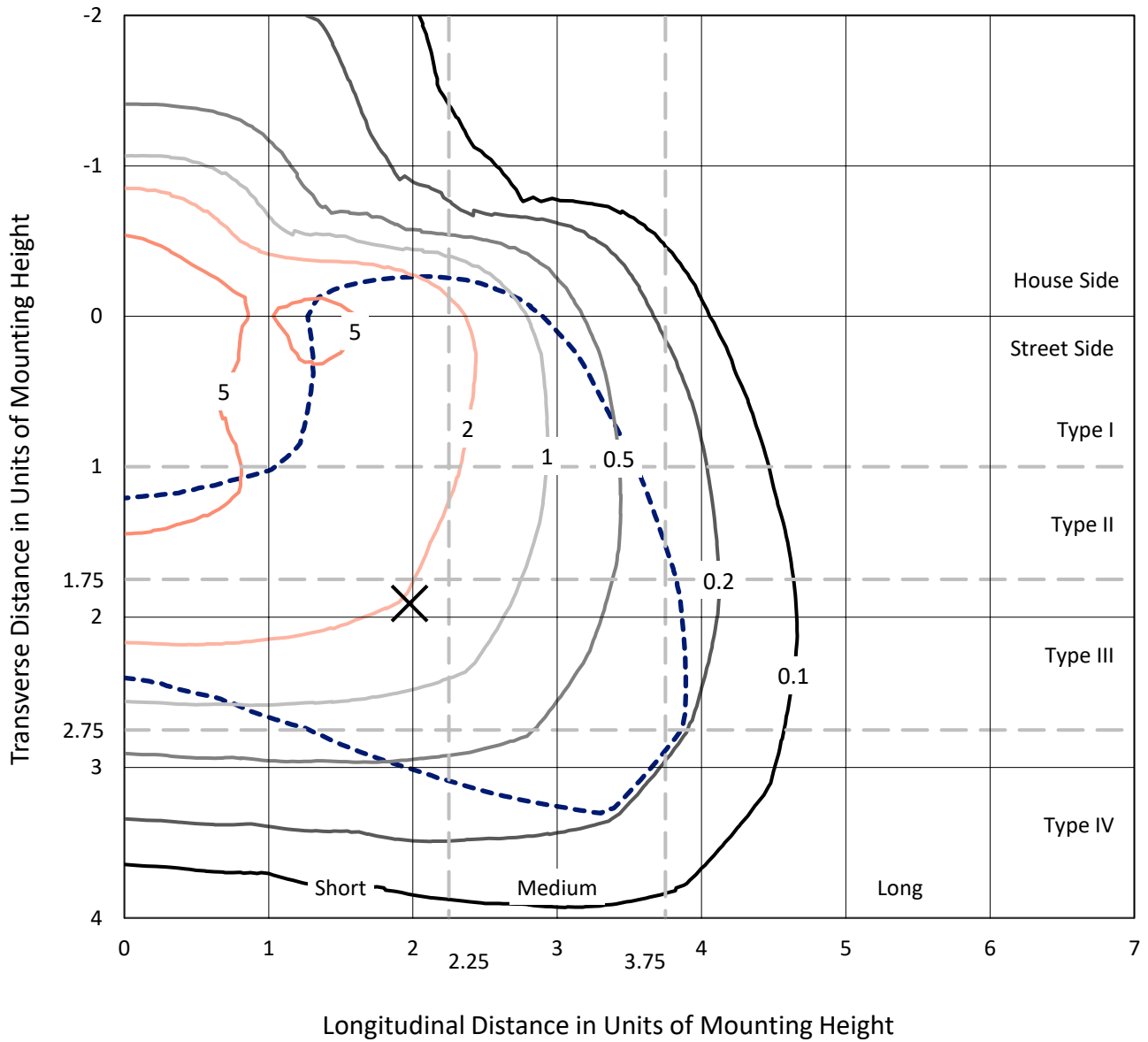
Input Watts (W): 66  
Input Voltage (V): NR  
Input Current (Ain): NR  
Voltage Rise (V): NR  
Power Factor: NR  
Total Harmonic Distortion (THDi): NR  
Frequency (hertz): 60  
Stabilization Time: NR  
Operation Time: NR  
Ambient Temperature (°C): NR  
Test Distance: 24 FT



REPORT NUMBER: P386321  
 CATALOG NUMBER: GWC-SA2A-722-U-T4W

### Iso-Footcandle Lines of Horizontal Illumination

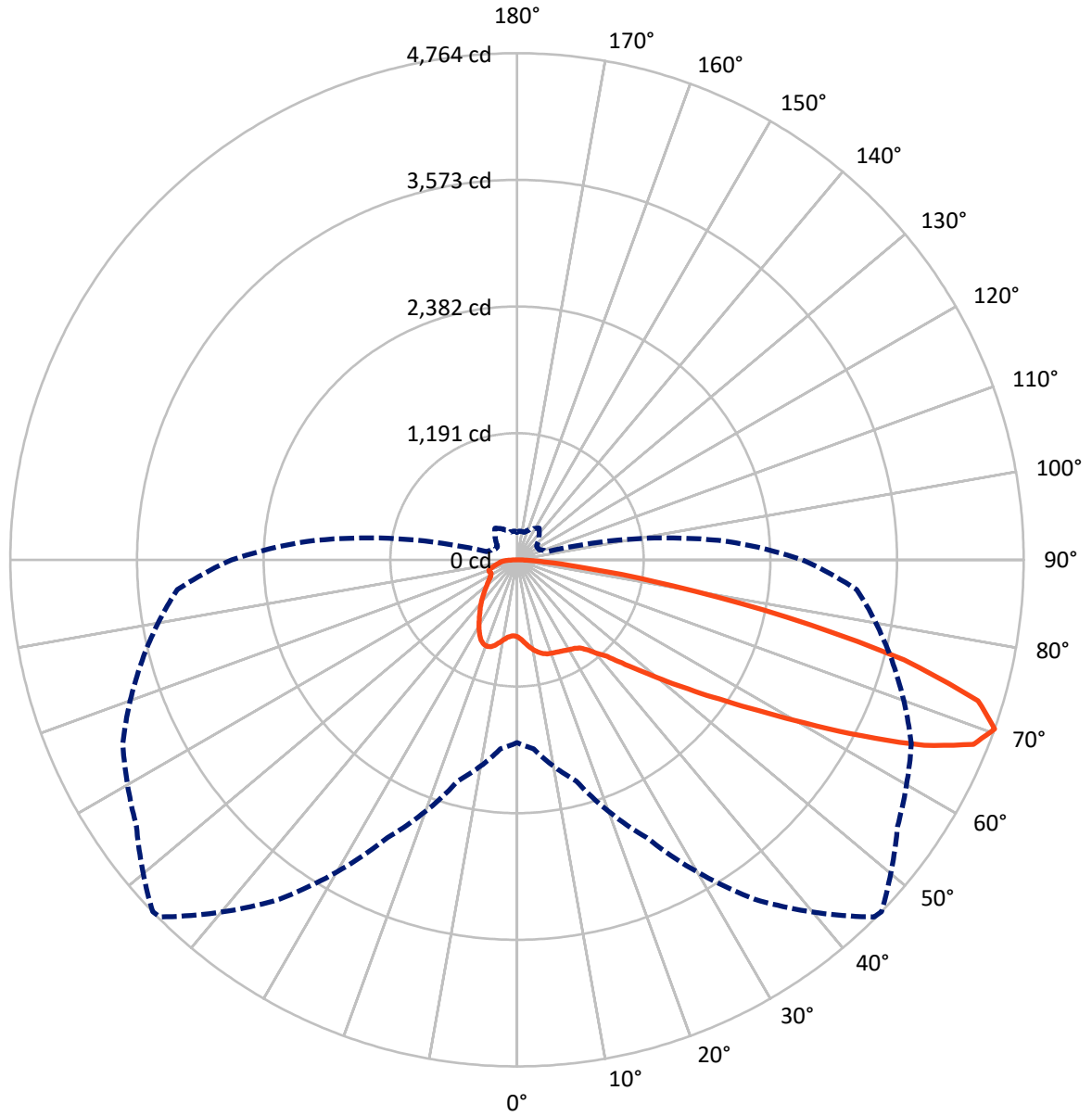
✕ Max cd  
 - - - 1/2 Max cd



Based on 10 foot mounting height. Maximum calculated value = 9 fc  
 Type IV - Short - N/A

REPORT NUMBER: P386321  
CATALOG NUMBER: GWC-SA2A-722-U-T4W

### Luminous Intensity Polar Plot



— Vertical Plane Through 46-Deg Lateral    - - - Horizontal Cone Through 70-Deg Vertical

REPORT NUMBER: P386321

CATALOG NUMBER: GWC-SA2A-722-U-T4W

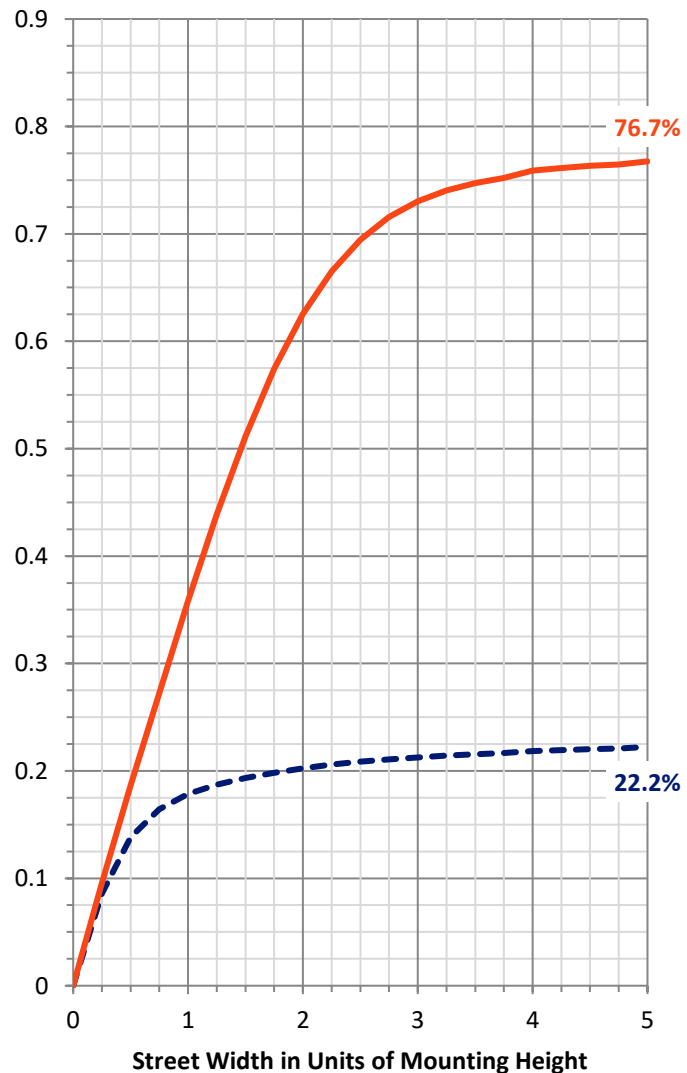
**FLUX DISTRIBUTION:**

		Downward	Upward	Total
<b>House Side</b>	Lumens	1627.3	0.0	1627.3
	% Fixture	22.9	0.0	22.9
<b>Street Side</b>	Lumens	5472.7	0.0	5472.7
	% Fixture	77.1	0.0	77.1
<b>Total</b>	Lumens	7100.0	0.0	7100.0
	% Fixture	100.0	0.0	100.0

**Coefficient of Utilization**

**ZONAL LUMENS:**

Zone	Lumens	% Fixture
0°-10°	73.7	1.0
10°-20°	245.7	3.5
20°-30°	409.6	5.8
30°-40°	581.3	8.2
40°-50°	855.1	12.0
50°-60°	1448.1	20.4
60°-70°	2055.5	29.0
70°-80°	1248.7	17.6
80°-90°	182.2	2.6
90°-100°	0.0	0.0
100°-110°	0.0	0.0
110°-120°	0.0	0.0
120°-130°	0.0	0.0
130°-140°	0.0	0.0
140°-150°	0.0	0.0
150°-160°	0.0	0.0
160°-170°	0.0	0.0
170°-180°	0.0	0.0
0°-90°	7100.0	100.0
0°-180°	7100.0	100.0



REPORT NUMBER: P386321

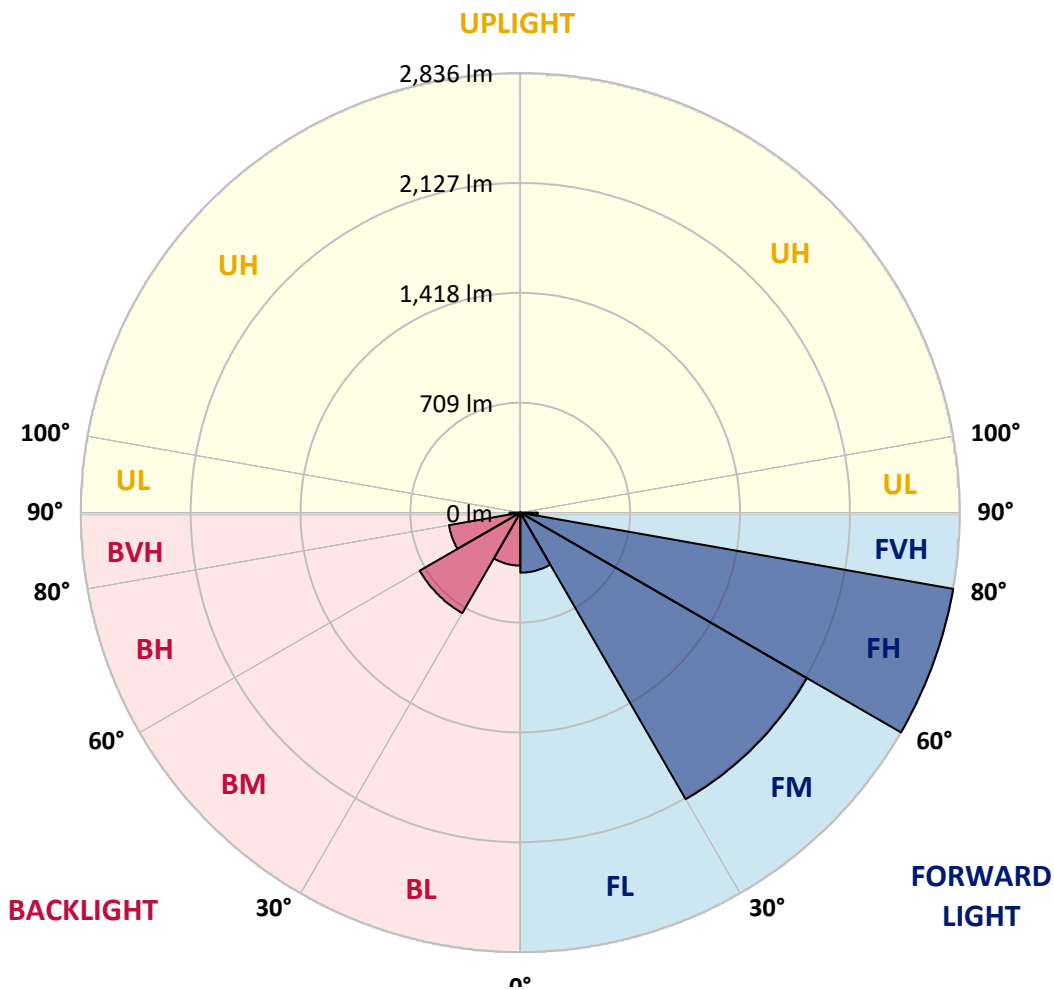
CATALOG NUMBER: GWC-SA2A-722-U-T4W

**LUMINAIRE CLASSIFICATION SYSTEM LUMEN TABLE AND BUG RATING:**

Zone	Lumens	% Fixture	Zone Rating/Lumen Limit		
			B	U	G
FL (0°-30°)	387.4	5.5			
FM (30°-60°)	2135.4	30.1			
FH (60°-80°)	2836.4	39.9			G2/5000
FVH (80°-90°)	113.5	1.6			G2/225
BL (0°-30°)	341.7	4.8	B1/500		
BM (30°-60°)	749.1	10.6	B1/1000		
BH (60°-80°)	467.8	6.6	B1/500		G1/500
BVH (80°-90°)	68.7	1.0			G1/100
UL (90°-100°)	0.0	0.0		U0/0	
UH (100°-180°)	0.0	0.0		U0/0	

**BUG Rating: B1-U0-G2**

Type IV Short





REPORT NUMBER: P386321

CATALOG NUMBER: GWC-SA2A-722-U-T4W

**CANDELA DISTRIBUTION (FULL):**

	0°	5°	15°	25°	35°	45°	46°	55°	65°	75°	85°
0°	723.4	723.4	723.4	723.4	723.4	723.4	723.4	723.4	723.4	723.4	723.4
2.5°	759.6	760.0	761.0	758.6	751.8	749.8	749.1	742.1	737.4	730.6	724.8
5°	820.3	820.8	819.3	812.5	797.5	786.3	785.3	769.3	754.7	739.1	727.5
7.5°	883.7	884.4	879.8	867.0	845.8	826.4	825.2	803.3	781.2	757.6	740.1
10°	939.8	936.9	929.4	911.4	886.4	862.6	861.6	838.8	813.3	784.8	761.5
12.5°	977.3	974.8	965.1	943.2	915.8	893.9	892.0	870.8	846.1	815.0	787.0
15°	997.9	999.6	986.5	961.7	935.0	916.5	914.8	899.8	877.6	846.3	814.2
17.5°	1000.6	1002.0	989.4	964.9	943.0	930.4	929.6	919.7	903.6	873.5	840.0
20°	985.0	986.0	975.6	955.4	941.1	937.2	936.9	932.6	920.7	893.9	861.4
22.5°	962.4	963.2	955.6	941.1	936.2	942.3	944.0	942.3	933.8	908.7	878.1
25°	956.9	956.4	948.6	933.8	937.9	950.8	953.0	953.7	947.9	926.0	899.5
27.5°	983.8	982.1	967.3	943.5	946.2	961.7	964.6	971.7	968.0	948.8	923.8
30°	1061.8	1058.9	1028.5	980.4	967.3	975.3	979.0	990.1	990.9	974.8	956.1
32.5°	1193.5	1189.9	1135.4	1049.4	1003.0	989.2	992.6	1009.3	1018.3	1005.9	985.8
35°	1360.0	1355.8	1284.4	1166.8	1062.8	1015.7	1018.1	1031.4	1049.4	1031.9	1005.2
37.5°	1533.4	1523.5	1454.7	1304.8	1157.8	1072.3	1072.3	1074.0	1082.5	1046.0	1028.0
40°	1706.0	1696.0	1633.8	1467.1	1280.7	1161.4	1155.9	1118.2	1111.4	1080.0	1074.0
42.5°	1866.3	1863.4	1826.7	1650.6	1425.1	1249.2	1241.4	1177.5	1178.9	1159.5	1159.7
45°	2036.9	2036.9	2007.0	1835.7	1593.2	1390.1	1382.3	1288.3	1302.9	1293.9	1315.5
47.5°	2176.1	2180.5	2176.4	2028.6	1788.8	1569.2	1555.1	1441.8	1482.7	1513.5	1576.5
50°	2318.3	2325.1	2325.8	2240.3	2025.2	1782.0	1766.0	1645.7	1736.8	1825.3	1948.9
52.5°	2524.6	2539.9	2478.9	2451.4	2314.9	2034.7	2018.9	1907.9	2060.0	2184.1	2397.2
55°	2715.8	2702.4	2658.9	2675.9	2624.9	2322.4	2310.5	2213.1	2420.1	2581.4	2858.2
57.5°	2819.3	2818.3	2862.1	2935.0	2959.3	2677.2	2667.2	2572.4	2826.1	2947.3	3290.9
60°	2940.8	2942.5	3050.9	3216.3	3316.4	3118.9	3114.5	3042.6	3220.5	3289.0	3630.4
62.5°	2957.8	2988.4	3175.0	3459.8	3650.8	3635.0	3644.7	3466.1	3573.3	3561.6	3883.8
65°	2762.2	2802.5	3140.3	3533.4	3983.2	4199.4	4208.4	3892.1	3851.5	3794.6	3974.4
67.5°	2361.3	2421.1	2788.0	3373.3	4092.8	4616.6	4629.3	4222.3	4082.3	3873.6	3756.2
70°	1718.4	1784.7	2154.0	2881.0	3897.4	4750.0	4764.3	4368.3	4091.1	3648.8	3206.6
72.5°	1038.0	1090.0	1394.5	2121.0	3289.5	4507.0	4532.5	4183.1	3735.1	3090.7	2367.8
75°	455.8	489.8	674.3	1222.2	2355.0	3729.0	3760.8	3580.6	3034.8	2246.1	1399.6
77.5°	194.1	203.9	276.5	530.9	1331.3	2548.1	2591.9	2616.2	2059.0	1222.2	591.4
80°	121.0	124.9	156.5	240.3	623.0	1431.2	1478.3	1539.3	1022.5	449.3	206.5
82.5°	73.6	78.0	104.0	145.3	324.4	648.8	671.4	714.4	396.8	194.1	106.9
85°	44.2	47.4	63.7	91.8	184.7	255.1	254.9	281.9	186.9	124.9	56.4
87.5°	21.1	23.6	34.0	47.6	93.1	95.7	89.7	101.6	113.5	81.9	28.4
90°	0.0	0.0	0.0	0.0	0.0	0.0	0.0	0.0	0.0	0.0	0.0



REPORT NUMBER: P386321  
 CATALOG NUMBER: GWC-SA2A-722-U-T4W

**CANDELA DISTRIBUTION (continued):**

	90°	95°	105°	115°	125°	135°	145°	155°	165°	175°	180°
0°	723.4	723.4	723.4	723.4	723.4	723.4	723.4	723.4	723.4	723.4	723.4
2.5°	722.9	721.9	718.7	716.3	715.8	714.4	713.1	713.9	714.8	715.1	715.1
5°	722.6	719.9	715.8	714.1	716.3	719.2	722.9	727.7	730.6	732.8	734.3
7.5°	734.3	729.2	724.6	723.6	728.0	735.7	744.0	754.2	761.3	766.1	767.1
10°	753.7	747.4	742.8	743.8	751.5	762.7	774.4	787.5	798.2	804.7	805.2
12.5°	776.1	770.0	765.6	769.8	782.6	796.2	808.4	819.8	829.5	836.1	836.1
15°	801.8	797.5	792.4	801.8	819.3	831.5	836.6	842.2	847.5	852.4	851.4
17.5°	826.6	822.5	819.8	831.0	849.2	854.8	851.4	847.3	847.3	849.9	850.4
20°	848.0	844.4	846.1	857.0	866.5	860.6	848.0	834.9	829.5	831.0	832.4
22.5°	866.7	865.0	870.1	875.2	868.4	848.0	824.7	806.9	800.4	799.9	800.4
25°	888.6	888.3	894.7	885.4	855.3	817.6	786.3	769.0	765.4	768.3	773.2
27.5°	915.8	918.5	921.6	887.8	828.6	771.7	739.9	728.0	731.6	738.7	743.3
30°	950.5	957.8	951.0	881.8	790.2	719.2	688.8	685.4	695.4	705.4	710.2
32.5°	984.3	995.7	979.2	866.0	740.6	663.6	640.0	639.0	651.2	660.9	667.7
35°	1011.5	1034.1	1000.3	834.6	683.3	612.3	595.1	588.5	592.9	604.3	612.1
37.5°	1047.0	1084.7	1014.9	786.8	621.1	570.0	549.9	534.8	530.9	535.5	539.4
40°	1111.9	1161.7	1021.7	719.9	560.3	527.8	507.3	485.2	469.9	458.7	459.0
42.5°	1217.8	1262.0	1017.4	638.8	504.2	486.4	463.4	437.8	413.1	387.8	385.9
45°	1389.8	1411.2	1004.2	552.8	454.9	443.2	421.6	396.1	363.0	334.3	331.7
47.5°	1665.1	1617.8	983.8	477.7	411.4	406.5	386.6	357.2	322.2	299.1	297.2
50°	2040.5	1915.9	973.9	417.9	373.0	374.4	358.2	327.1	294.0	277.0	275.1
52.5°	2489.6	2263.1	993.1	371.8	342.1	347.2	335.1	305.9	278.2	264.8	262.9
55°	2955.4	2622.7	1013.7	338.2	313.0	322.9	318.8	294.7	269.7	257.3	255.6
57.5°	3354.1	2891.2	972.4	311.0	287.0	302.5	306.2	287.7	265.3	254.2	252.2
60°	3605.1	2999.3	864.0	285.5	266.3	286.2	298.9	285.7	267.0	266.1	264.6
62.5°	3724.2	2989.9	701.5	265.3	253.4	279.2	304.2	296.7	286.5	295.2	295.9
65°	3670.7	2847.0	522.4	252.0	244.2	281.9	320.2	317.3	292.1	300.8	302.0
67.5°	3318.9	2506.1	386.8	240.3	234.0	289.4	349.4	324.1	281.1	287.4	283.6
70°	2682.5	1986.8	298.4	227.2	223.5	288.4	362.5	320.0	269.2	270.7	260.2
72.5°	1849.8	1354.9	242.7	215.0	208.5	262.9	353.3	309.8	259.3	248.1	234.2
75°	1005.9	727.2	206.3	202.4	182.0	230.8	336.3	302.5	250.3	235.4	227.7
77.5°	395.8	301.8	179.1	185.2	159.2	203.9	317.3	288.7	237.9	218.4	214.6
80°	161.6	154.0	148.5	160.1	136.8	178.3	294.5	272.4	223.1	202.6	194.9
82.5°	91.6	95.7	115.4	126.3	111.0	164.3	283.6	259.3	205.3	181.5	172.3
85°	46.9	56.1	80.4	90.6	81.6	139.7	261.2	226.9	164.7	139.0	139.7
87.5°	22.6	31.3	50.8	56.9	53.0	101.1	195.1	164.5	128.3	101.6	98.4
90°	0.0	0.0	0.0	0.0	0.0	0.0	0.0	0.0	0.0	0.0	0.0



Signify Classified - Internal  
Cooper Lighting Solutions Photometric Lab  
1121 Highway 74 South  
Peachtree City, GA 30269

Scaled Data Report



Report Generated By 670245982

Signify Classified - Internal  
Cooper Lighting Solutions Photometric Lab  
1121 Highway 74 South  
Peachtree City, GA 30269

Scaled Data Report



Signify Classified - Internal  
Cooper Lighting Solutions Photometric Lab  
1121 Highway 74 South  
Peachtree City, GA 30269

Scaled Data Report



Signify Classified - Internal  
Cooper Lighting Solutions Photometric Lab  
1121 Highway 74 South  
Peachtree City, GA 30269

Scaled Data Report





--- HS — SS

Signify Classified - Internal  
Cooper Lighting Solutions Photometric Lab  
1121 Highway 74 South  
Peachtree City, GA 30269

Scaled Data Report



u

Signify Classified - Internal  
Cooper Lighting Solutions Photometric Lab  
1121 Highway 74 South  
Peachtree City, GA 30269

Scaled Data Report



Signify Classified - Internal  
Cooper Lighting Solutions Photometric Lab  
1121 Highway 74 South  
Peachtree City, GA 30269

Scaled Data Report



(END OF REPORT)